



# iPhone/iPad Apps




# Agenda

- What are apps?
- What apps are there for the iPhone/iPad?
- Moving, organizing and switching between apps
- Downloading apps
- App tour



**What are apps?**

**Apps (or applications)** are small pieces of software dedicated to a specific task. (Mail for checking mail, photos for checking photos, etc.)











There are two types of apps:

- **Preinstalled apps** are apps that come with the device. On iPhones/iPads, these apps are created by Apple, are well integrated with Apple services and are (mostly) free.
- **3<sup>rd</sup> party apps** that must be added to the device (typically through an app called the **Appstore**). **3<sup>rd</sup> party apps** usually have more features, but may have a price or require you to create an account.



## For example, on an iPhone...

- **Navigation:**  Maps  Waze
- **Photos:**  Photos  Google Photos
- **Notes:**  Notes  Evernote



# Native Apps

# Apps for Basic Functions



**Phone**- make phone calls



**Messages**- text messages



**Contacts**- address book



**Safari**- internet browser



**Mail**- email manager




**Settings**- settings app



**Calendar**- schedule events



**Reminders**- create lists



**Maps**- get directions



**Appstore**- download apps



**Camera**- take pictures



**Photos**- browse photos



# Apps for Basic Functions



**Pages**- word processor (like MS Word)



**Numbers**- spreadsheets (like MS Excel)



**Keynote**- presentations (like MS PowerPoint)




**Wallet**- manage payments



**Calculator**- math



**Files**- files manager



**Notes**- write notes









**Facetime**- video calls



**Stocks**- check stocks

# Apps with Premium Content

-  **iBooks**- read PDFs, read free eBooks, purchase eBooks
-  **Apple TV:** Stream movies and television, both subscription or rental.
-  **Music**- listen to music, make playlists, download albums
-  **Apple Arcade:** play games without paying for each individual game.
-  **News:** Read news- some free articles available but also offers magazines/newspapers.
-  **Apple Fitness:** Check fitness data, access Apple Fitness + classes.

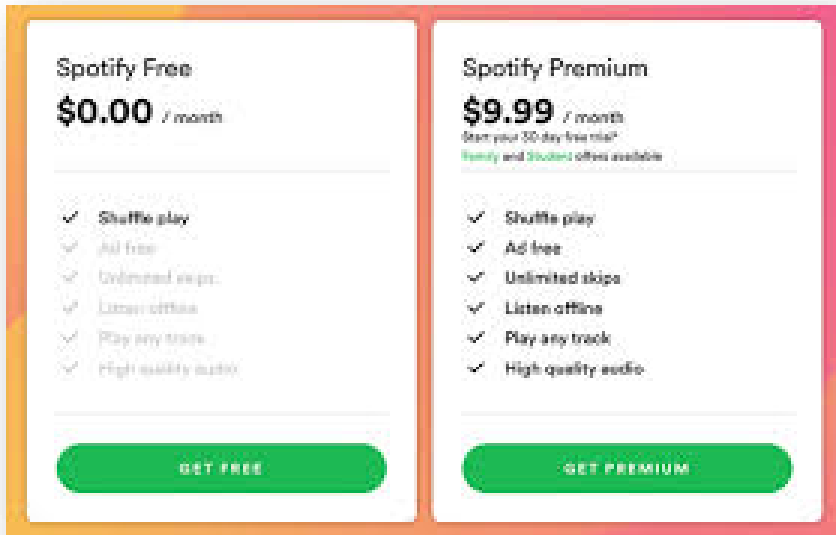


# 3rd Party Apps



**3rd party apps** can be downloaded from the Appstore. This includes apps like Facebook, Twitter, Instagram, Spotify, Pandora, Waze and many, many more. 3<sup>rd</sup> party apps can also be games such as Words With Friends, Solitaire, Candy Crush, etc.

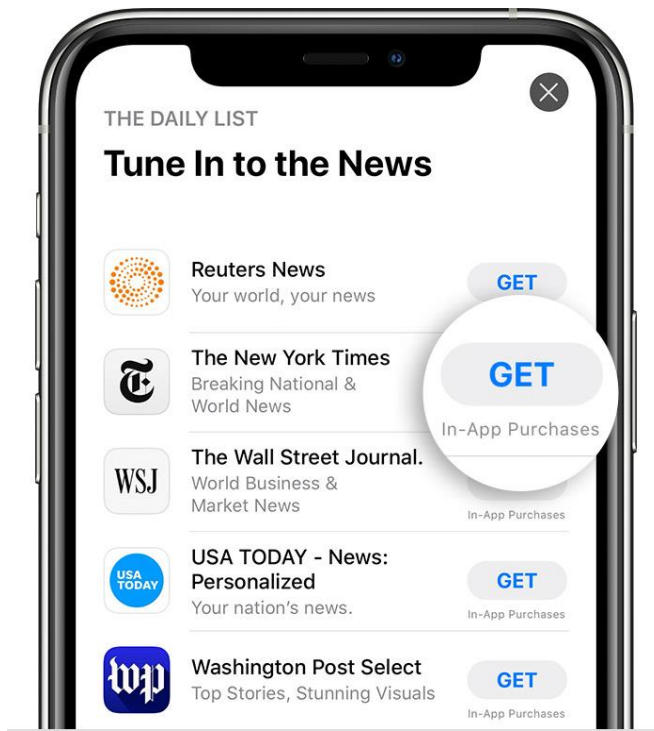


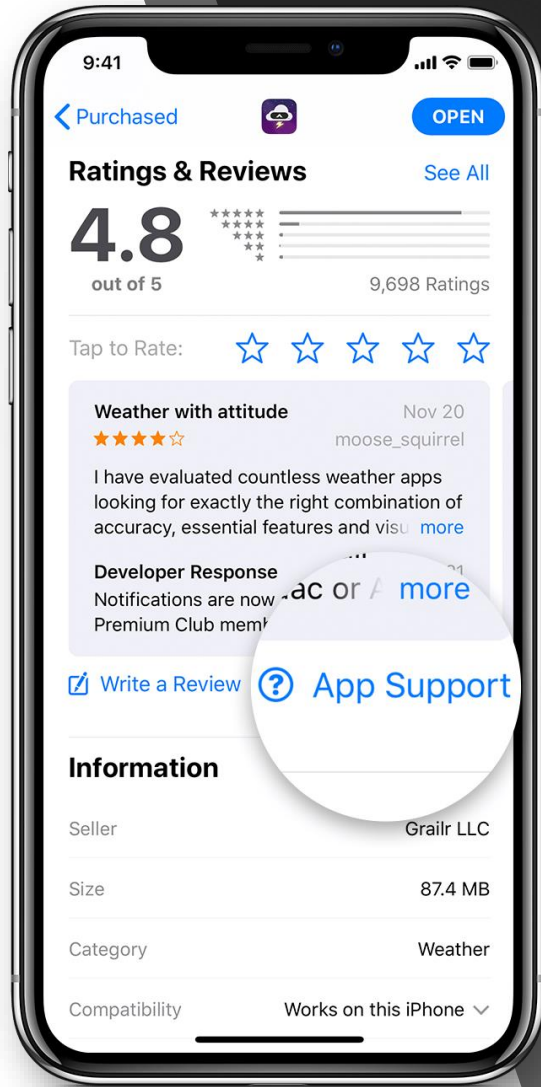


What's the catch? Many apps require some sort of fee. There are three types of apps you will see:

- **Free:** These apps are completely free. Press GET to install them.
- **Freemium/In-App Purchases:** These apps are free to download, but may have content within the app that is not free (premium features). Alternatively, apps like Netflix require a subscription to use.
- **Paid:** These apps have an upfront, one-time fee.

You can pay for apps with a credit card that is loaded into your Apple account. Don't want to input a credit card? That's okay! You can buy prepaid Apple gift cards at most stores.





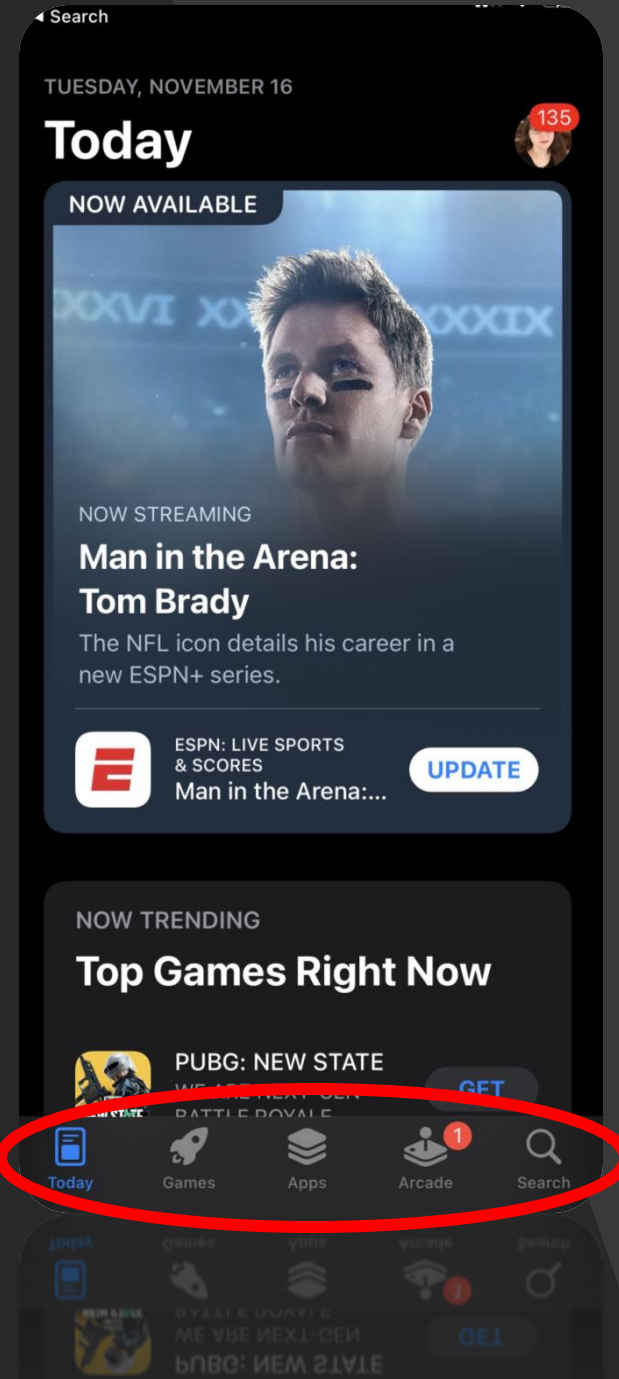
Are all apps safe? **Unfortunately not.** While Apple moderates the Appstore, malware and spyware often sneak in. Be sure to read the detail page of each app you download. It will include information about the app, who made it, the app's star ratings and reviews from other users. Avoid apps with low ratings and downloads.

**Today:** Shows you apps that are popular today.

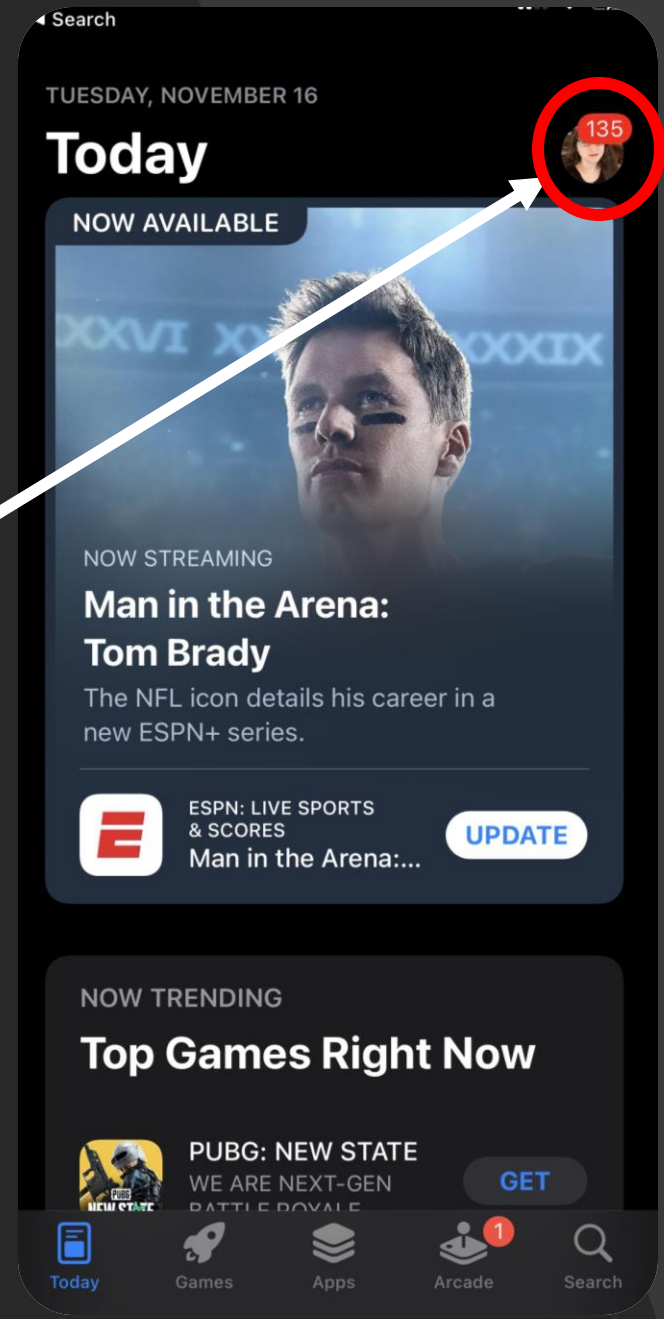
**Games/Apps:** Shows you a list of popular or recommended games and apps.

**Arcade:** Apple's subscription game service.

**Search:** Allows you to search for a new app.



On the today tab, click on the icon in the top-right corner to access the Account Center.



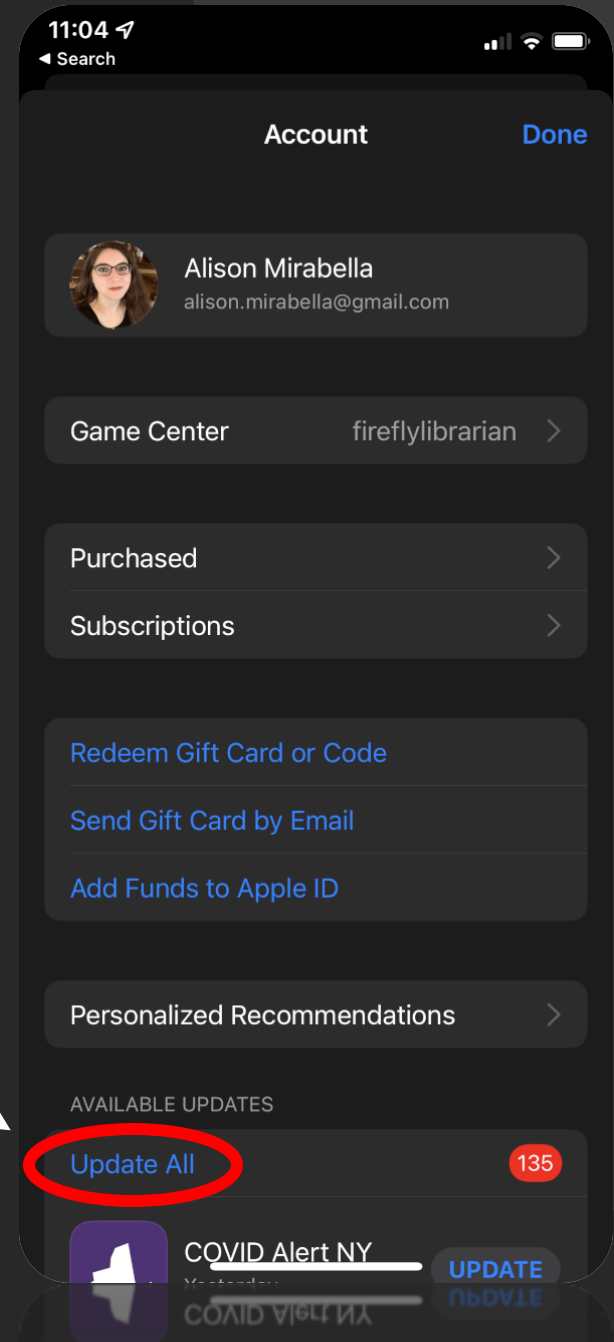


**Purchased:** Shows you all the apps you purchased.

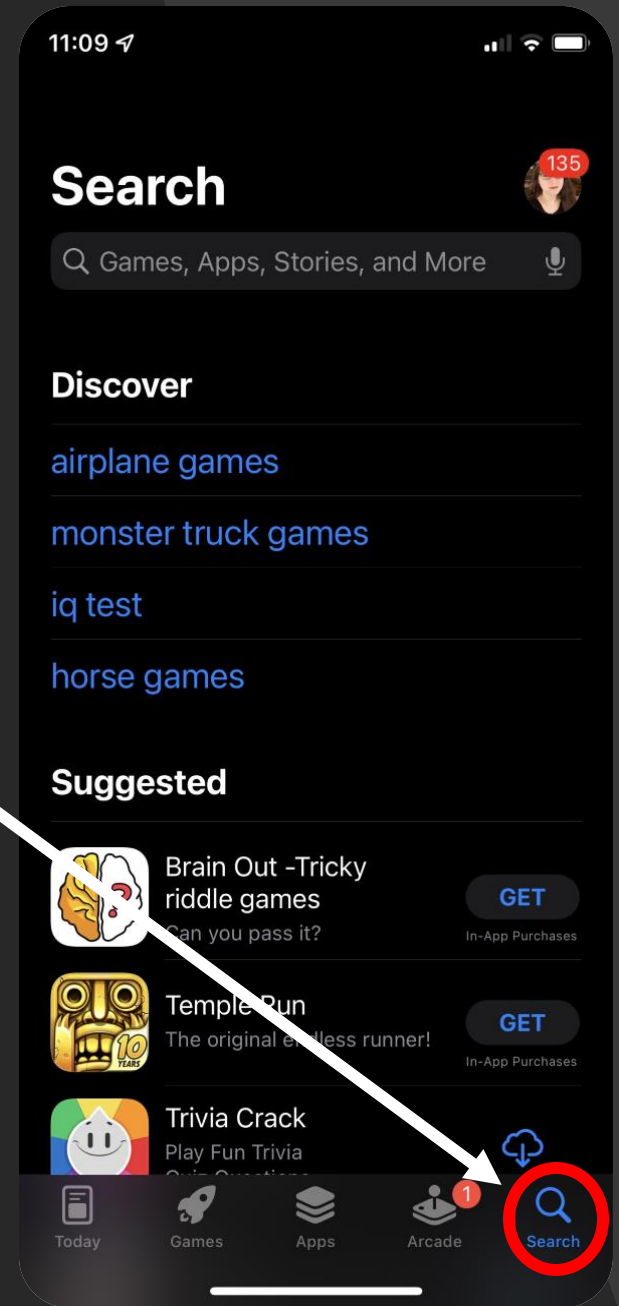
**Subscriptions:** Manage subscription for apps.

**Redeem Gift Card or Code/Send Gift Card by Email:** Redeem a gift card, or send one to another person.

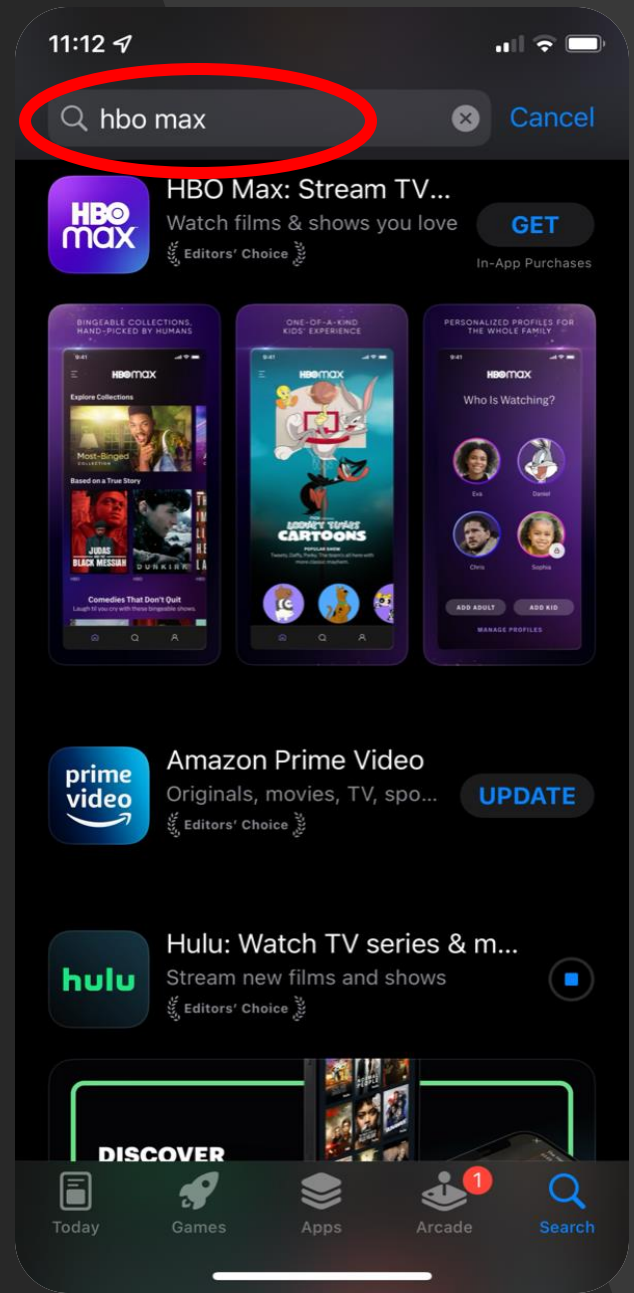
**Available Updates:** Update apps that need to be updated.



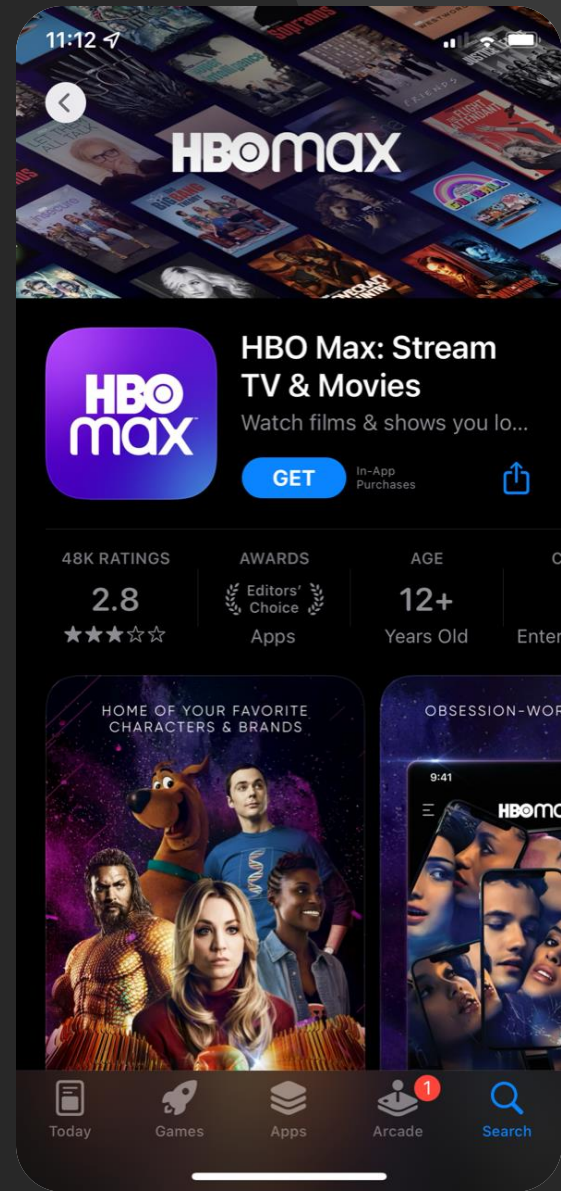
Looking for an app? Tap **Search** and type in the name of the app you are looking for.

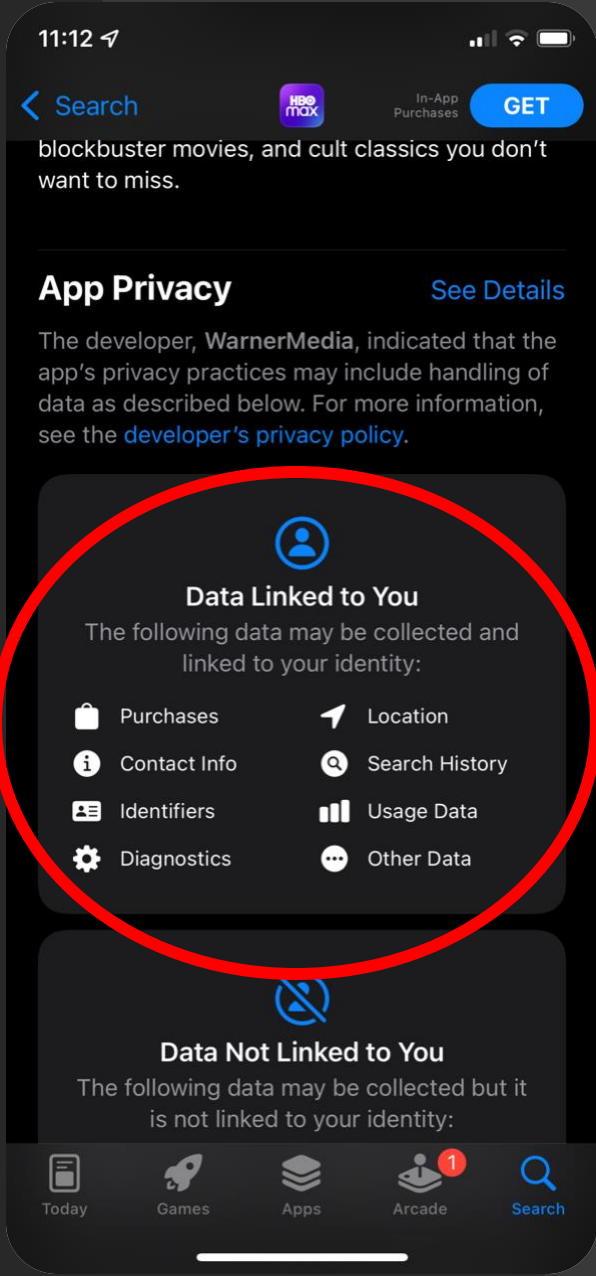
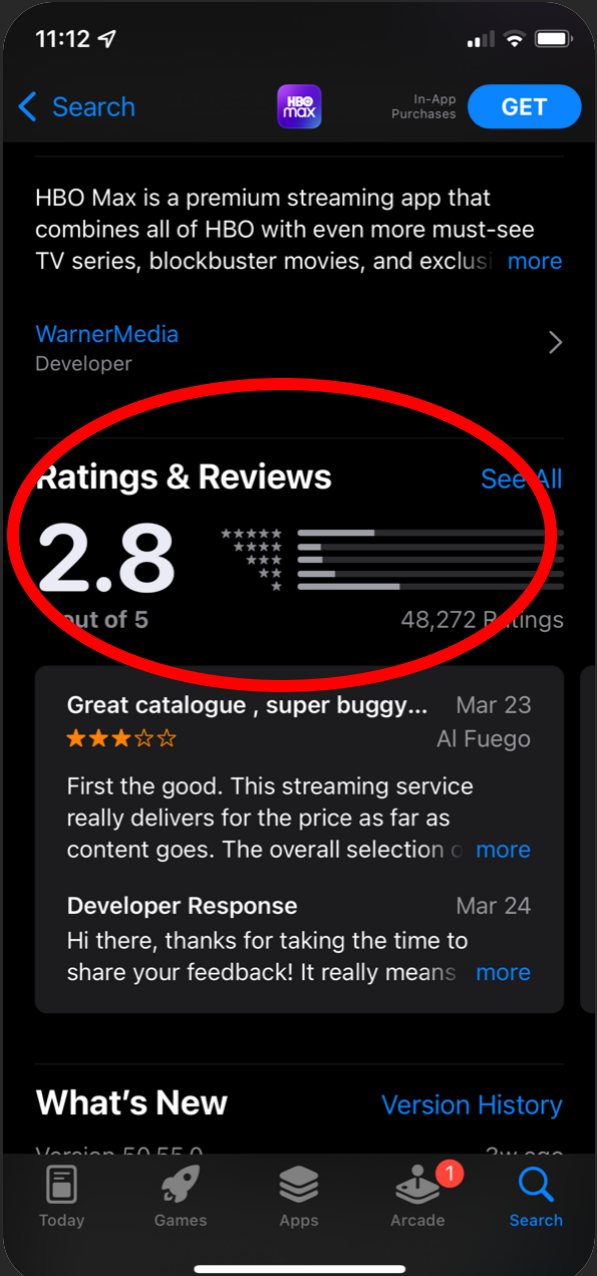
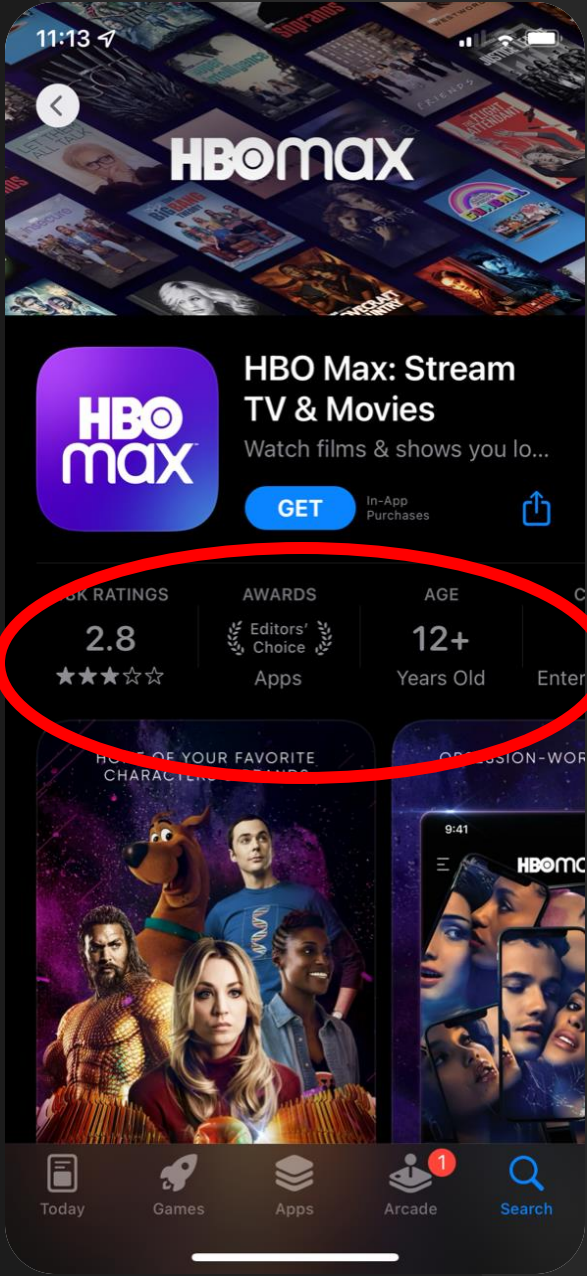


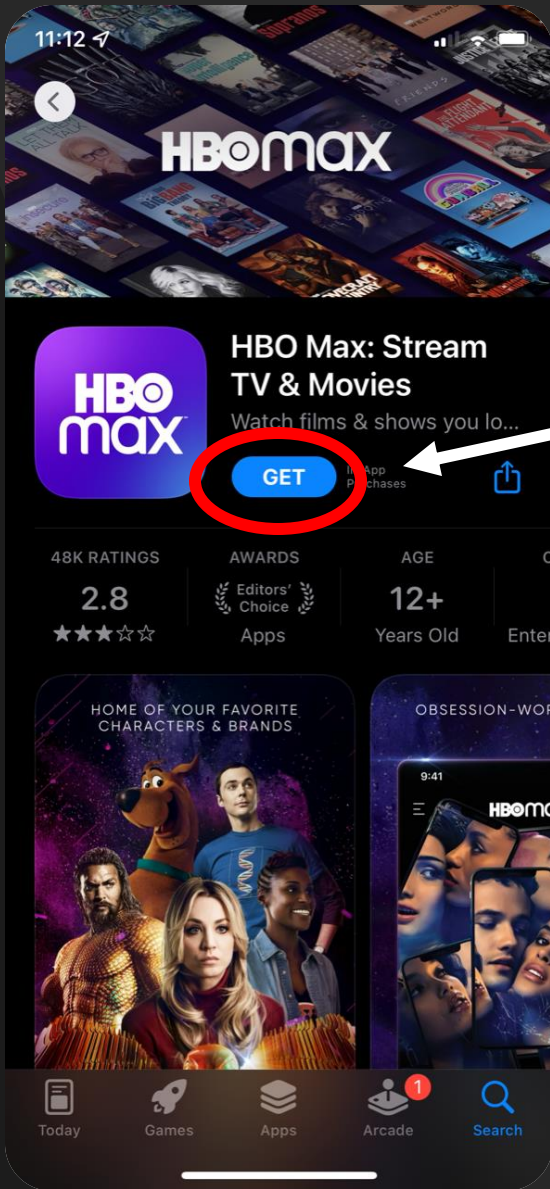
A results page will appear. Click the title of the result that matches best.




Read through the app page very closely!







Press **GET** when you are finished to start installing the app.



(There will be a price instead of **GET** if there's an upfront fee.)



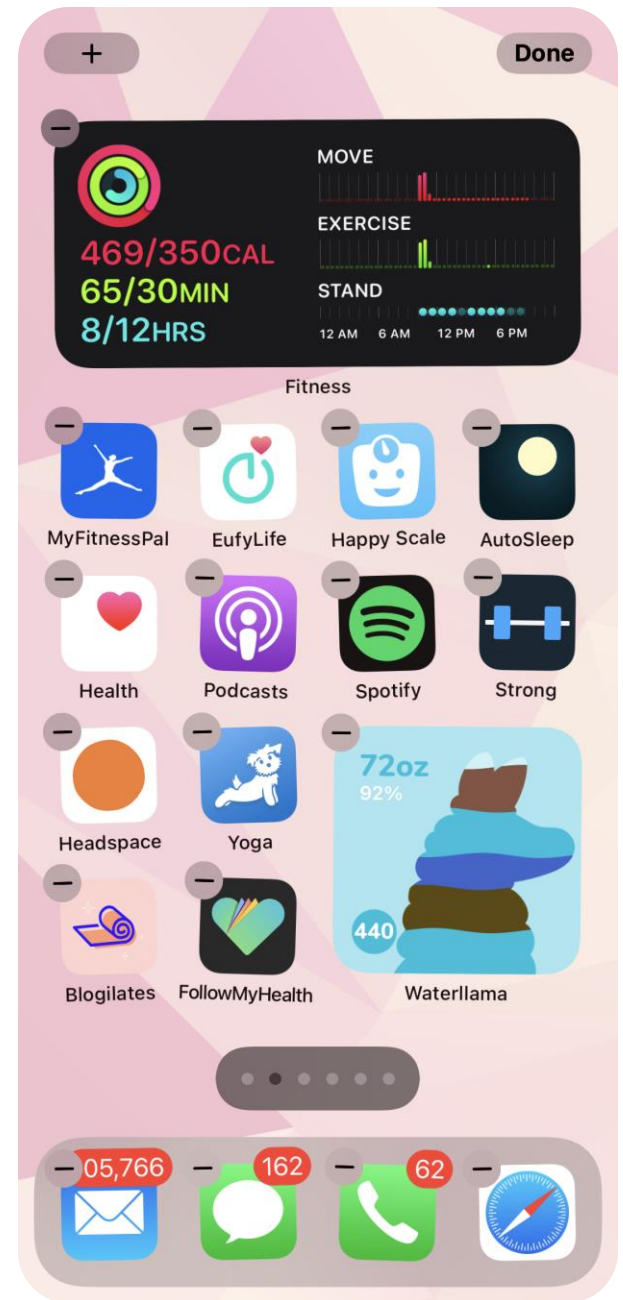
# Organizing Apps

# Reorganize Home Screen

Tap and hold on an app to open a menu of quick options.

Choose edit home screen.


Now you can hold and drag apps around or hit the minus sign to remove an app.





# Creating Folders

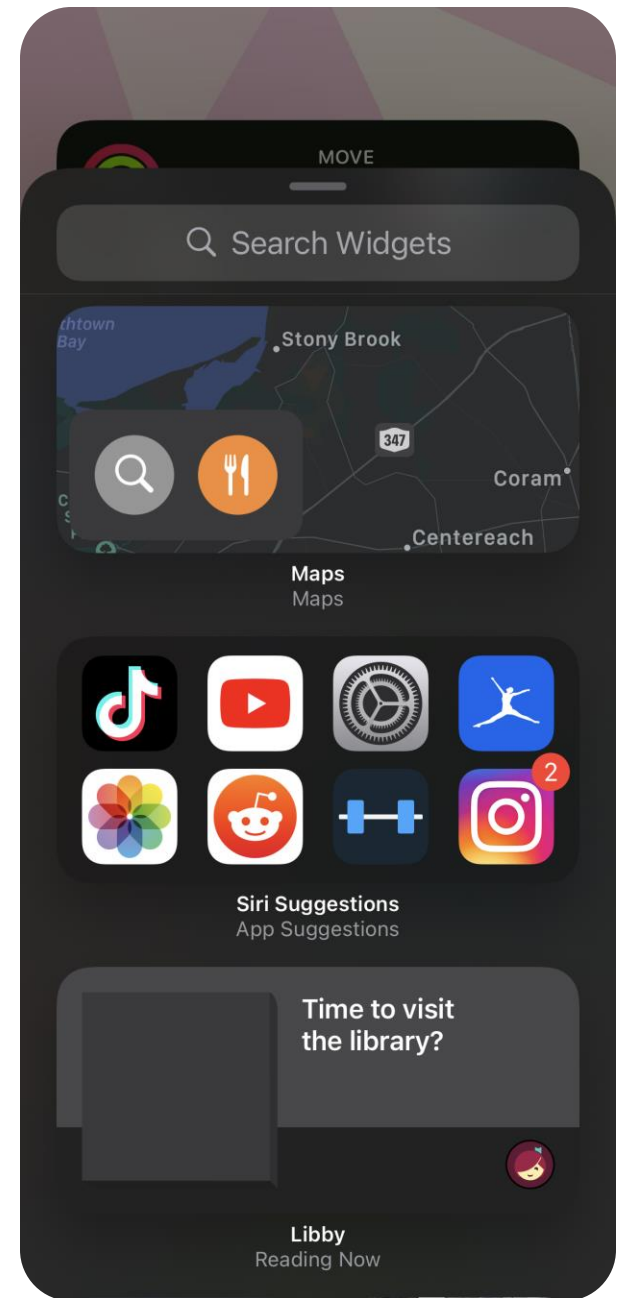
You can also drag an app on top of another app to create a folder. (Drag the apps out of a folder to delete it.)



# Add Widgets


When the home screen is in edit mode (as described in the previous step), hit the + in the top-right corner to add widgets.

Search or browse for the widget you want. Choose the layout and click "add widget". Now you can place it wherever you want on the screen.



# App Library

Apps can be added from the app library. Just scroll to the last page and tap/hold the app you want to add. Then you can drag it to the home screen.





# **App Permissions & Privacy**

Allow "Facebook" to track your activity across other companies' apps and websites?

[Here, in addition to other screens, Facebook can explain why users should allow tracking.]

Ask App not to Track

Allow

Nowadays, apps want access to a lot of personal data. Fortunately, iPhones will prompt you if an app is asking for permissions.

Apps may ask for permission to: track you across other websites/apps, access camera/photos/videos, access your location, access contacts, access the microphone/record audio and more.

"LINE WORKS" Would Like to Access Your Photos

Allow "LINE WORKS" to access your photos to send image or video by message/mail, to make a voice/video call, and to take a photo to set as my profile image.

Select Photos...

Allow Access to All Photos

Don't Allow

Allow "Yelp" to access your location?

This app needs your location to search for nearby businesses.

Allow While Using App

Allow Once

Don't Allow

It's important to decide what information you want apps to have and what information you would prefer to keep private.

"YouTube" Would Like to Access the Microphone

This lets you include audio with your videos and search using your voice.

Don't Allow

OK

# Privacy Settings

## Go to Setting > Privacy

- **Location:** Enable to share your location with an app.
- **Permissions:** Permissions to access microphone, camera, cellular data, etc.
- **Tracking:** Enable/disable the ability of an app to track your device/internet activity.

